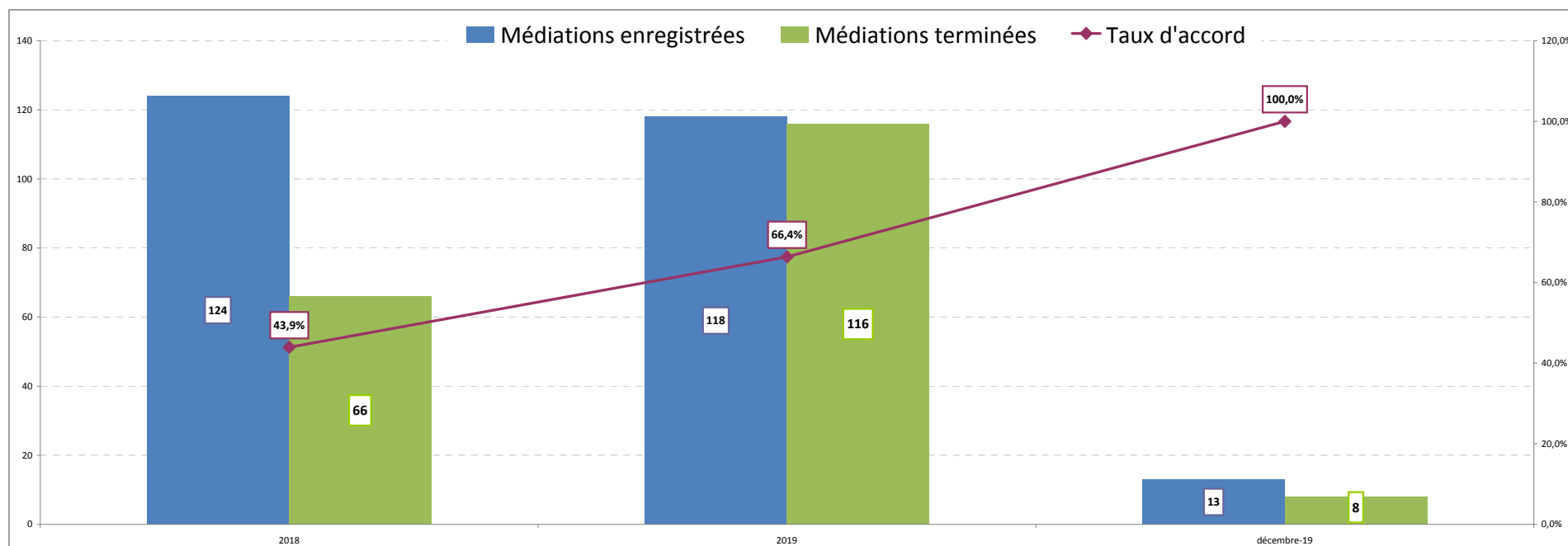


# Médiations à l'initiative des parties dans les tribunaux administratifs

Situation au 31/12/2019

TA - Médiations à la demande des parties par juridictions															
	2018					2019					décembre 2019				
	Enregistrement	Médiations terminées	Sens de la médiation			Enregistrement	Médiations terminées	Sens de la médiation			Enregistrement	Médiations terminées	Sens de la médiation		
			Accord	Non-aboutie	Taux d'accord			Accord	Non-aboutie	Taux d'accord			Accord	Non-aboutie	Taux d'accord
<b>National</b>	<b>124</b>	<b>66</b>	<b>29</b>	<b>47</b>	<b>43,9%</b>	<b>118</b>	<b>116</b>	<b>77</b>	<b>68</b>	<b>66,4%</b>	<b>13</b>	<b>8</b>	<b>8</b>	<b>4</b>	<b>100,0%</b>
<b>Métropole</b>	<b>115</b>	<b>62</b>	<b>28</b>	<b>45</b>	<b>45,2%</b>	<b>111</b>	<b>103</b>	<b>72</b>	<b>62</b>	<b>69,9%</b>	<b>13</b>	<b>5</b>	<b>6</b>	<b>2</b>	<b>120,0%</b>
Amiens	---	---	---	---	---	---	---	---	---	---	---	---	---	---	---
Bastia	---	---	---	---	---	3	---	---	---	---	---	---	---	---	---
Besançon	4	---	---	---	---	10	6	4	3	66,7%	3	---	---	---	---
Bordeaux	1	---	---	---	---	1	2	2	1	100,0%	---	---	---	---	---
Caen	---	1	2	---	200,0%	4	3	---	3	---	---	---	---	---	---
Cergy-Pontoise	---	---	---	---	---	---	---	---	---	---	---	---	---	---	---
Châlons en Champagne	1	---	---	---	---	---	---	---	---	---	---	---	---	---	---
Clermont-Ferrand	2	5	4	3	80,0%	4	3	2	2	66,7%	1	---	---	---	---
Dijon	1	1	2	---	200,0%	2	2	---	2	---	---	---	---	---	---
Grenoble	12	5	2	4	40,0%	8	8	8	4	100,0%	---	---	---	---	---
Lille	3	3	2	2	66,7%	1	1	---	---	---	---	---	---	---	---
Limoges	1	---	---	---	---	1	3	4	1	133,3%	---	---	---	---	---
Lyon	4	5	2	3	40,0%	5	2	4	---	200,0%	---	2	4	---	200,0%
Marseille	3	---	---	---	---	2	2	4	---	200,0%	---	---	---	---	---
Melun	2	2	---	2	---	---	1	---	1	---	---	---	---	---	---
Montpellier	39	24	2	22	8,3%	4	18	26	5	144,4%	---	---	---	---	---
Montreuil	1	---	---	---	---	4	1	---	---	---	1	---	---	---	---
Nancy	2	---	---	---	---	2	3	---	3	---	---	---	---	---	---
Nantes	5	---	---	---	---	4	4	2	3	50,0%	---	1	---	1	---
Nice	7	4	---	4	---	2	6	2	5	33,3%	1	---	---	---	---
Nîmes	4	1	2	---	200,0%	4	7	2	6	28,6%	1	---	---	---	---
Orléans	1	1	---	---	---	5	2	---	2	---	---	---	---	---	---
Paris	2	2	2	1	100,0%	3	2	2	1	100,0%	---	---	---	---	---
Pau	4	---	---	---	---	4	2	---	2	---	---	---	---	---	---
Poitiers	4	4	4	2	100,0%	3	2	---	2	---	---	---	---	---	---
Rennes	1	---	---	---	---	3	1	---	1	---	1	---	---	---	---
Rouen	6	1	---	1	---	9	10	6	7	60,0%	1	---	---	---	---
Strasbourg	3	1	2	---	200,0%	12	6	---	5	---	3	1	---	1	---
Toulon	1	1	---	1	---	1	1	---	1	---	---	---	---	---	---
Toulouse	---	---	---	---	---	4	2	2	1	100,0%	---	1	2	---	200,0%
Versailles	1	1	2	---	200,0%	6	3	2	1	66,7%	1	---	---	---	---
<b>Outre-mer</b>	<b>9</b>	<b>4</b>	<b>1</b>	<b>2</b>	<b>25,0%</b>	<b>7</b>	<b>13</b>	<b>5</b>	<b>6</b>	<b>38,5%</b>	<b>---</b>	<b>3</b>	<b>2</b>	<b>2</b>	<b>66,7%</b>
Guadeloupe	2	2	1	---	50,0%	3	2	1	1	50,0%	---	---	---	---	---
Guyane	---	---	---	---	---	---	---	---	---	---	---	---	---	---	---
Martinique	---	---	---	---	---	---	---	---	---	---	---	---	---	---	---
Mayotte	2	---	---	---	---	2	5	2	4	40,0%	---	3	2	2	66,7%
Nouvelle Calédonie	1	1	---	1	---	1	1	---	1	---	---	---	---	---	---
Polynésie française	---	---	---	---	---	---	---	---	---	---	---	---	---	---	---
Saint-Barthélemy	---	---	---	---	---	---	---	---	---	---	---	---	---	---	---
La Réunion	3	1	---	1	---	---	3	2	---	66,7%	---	---	---	---	---
Saint-Martin	1	---	---	---	---	1	2	---	---	---	---	---	---	---	---

TA - Médiations à la demande des parties par matières															
	2018					2019					décembre 2019				
	Enregistrement	Médiations terminées	Sens de la médiation			Enregistrement	Médiations terminées	Sens de la médiation			Enregistrement	Médiations terminées	Sens de la médiation		
			Accord	Non-aboutie	Taux d'accord			Accord	Non-aboutie	Taux d'accord			Accord	Non-aboutie	Taux d'accord
<b>TOTAL</b>	<b>124</b>	<b>66</b>	<b>29</b>	<b>47</b>	<b>43,9%</b>	<b>118</b>	<b>116</b>	<b>77</b>	<b>68</b>	<b>66,4%</b>	<b>13</b>	<b>8</b>	<b>8</b>	<b>4</b>	<b>100,0%</b>
01 AGRICULTURE	1	1	---	1	---	---	---	---	---	---	---	---	---	---	---
02 AIDE SOCIALE	3	3	---	3	---	4	2	---	2	---	---	---	---	---	---
03 ARMEES	---	---	---	---	---	---	---	---	---	---	---	---	---	---	---
04 COLLECTIVITES TERRITORIALES	5	3	2	1	66,7%	10	6	4	3	66,7%	1	1	2	---	200,0%
05 COMPTABILITE PUBLIQUE	2	---	---	---	---	---	---	---	---	---	---	---	---	---	---
06 CONTENTIEUX FISCAL	---	---	---	---	---	1	---	---	---	---	---	---	---	---	---
07 CULTURE	---	---	---	---	---	---	---	---	---	---	---	---	---	---	---
08 DECORATIONS	---	---	---	---	---	---	---	---	---	---	---	---	---	---	---
09 DOMAINE - VOIRIE	11	5	2	4	40,0%	9	9	8	5	88,9%	3	---	---	---	---
10 DROITS PERSONNES ET LIB PUBLIQ	---	---	---	---	---	3	2	---	2	---	---	1	---	1	---
11 ECONOMIE	---	---	---	---	---	---	---	---	---	---	---	---	---	---	---
12 EDUCATION - RECHERCHE	4	3	2	2	66,7%	2	3	2	1	66,7%	---	---	---	---	---
13 ELECTIONS	---	---	---	---	---	---	---	---	---	---	---	---	---	---	---
14 ENVIRONNEMENT	2	---	---	---	---	2	3	---	3	---	---	---	---	---	---
15 ETABLISSEMENTS PUBLICS	1	1	---	1	---	---	---	---	---	---	---	---	---	---	---
16 ETRANGERS	---	1	---	1	---	---	---	---	---	---	---	---	---	---	---
17 EXPROPRIATION	---	---	---	---	---	1	---	---	---	---	---	---	---	---	---
18 FONCTIONNAIRES & AGENT PUBLICS	31	11	2	9	18,2%	23	36	22	23	61,1%	---	---	---	---	---
19 JURIDICTIONS	1	---	---	---	---	---	---	---	---	---	---	---	---	---	---
20 LOGEMENT	---	---	---	---	---	2	1	---	1	---	---	---	---	---	---
21 MARCHES & CONTRATS	30	19	13	10	68,4%	40	29	22	14	75,9%	5	5	6	2	120,0%
22 PENSIONS	2	2	---	2	---	---	---	---	---	---	---	---	---	---	---
23 POLICE	---	1	2	---	200,0%	2	1	---	1	---	---	---	---	---	---
24 POSTES ET TELECOMMUNICATIONS	---	---	---	---	---	---	---	---	---	---	---	---	---	---	---
25 PROFESSIONS	---	---	---	---	---	---	---	---	---	---	---	---	---	---	---
26 RADIODIFFUSION ET TELEVISION	---	---	---	---	---	---	---	---	---	---	---	---	---	---	---
27 RAPATRIES	---	---	---	---	---	---	---	---	---	---	---	---	---	---	---
28 SANTE PUBLIQUE	1	---	---	---	---	3	2	---	2	---	1	---	---	---	---
29 SECURITE SOCIALE & MUTUELLES	---	1	2	---	200,0%	1	1	---	1	---	---	---	---	---	---
30 SPORTS	---	---	---	---	---	---	---	---	---	---	---	---	---	---	---
31 TRANSPORTS	---	---	---	---	---	---	---	---	---	---	---	---	---	---	---
32 TRAVAIL	---	1	---	1	---	---	---	---	---	---	---	---	---	---	---
33 TRAVAUX PUBLICS	7	2	---	2	---	3	6	6	2	100,0%	1	---	---	---	---
34 URBANISME & AMENAGEMENT	23	11	4	9	36,4%	12	15	13	8	86,7%	2	1	---	1	---
35 DIVERS	---	1	---	1	---	---	---	---	---	---	---	---	---	---	---

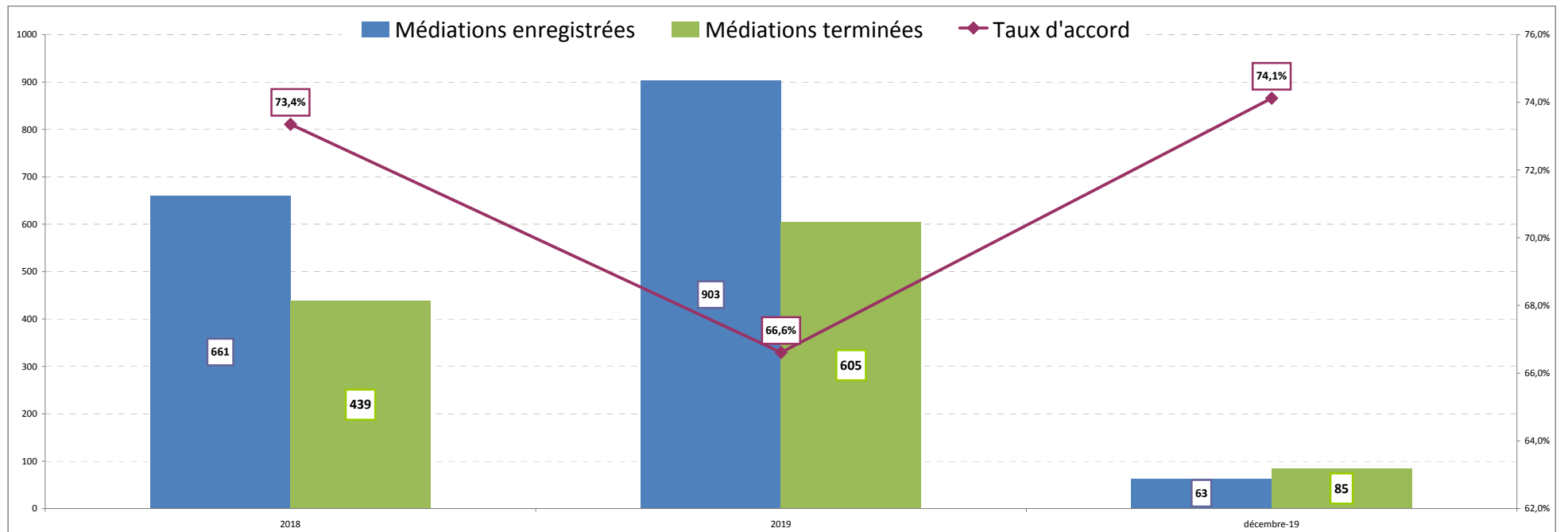


# Médiations à l'initiative du juge dans les tribunaux administratifs

Situation au 31/12/2019

TA - Médiations à la demande du juge par juridictions															
	2018					2019					décembre 2019				
	Enregistrement	Médiations terminées	Sens de la médiation			Enregistrement	Médiations terminées	Sens de la médiation			Enregistrement	Médiations terminées	Sens de la médiation		
			Accord	Non-aboutie	Taux d'accord			Accord	Non-aboutie	Taux d'accord			Accord	Non-aboutie	Taux d'accord
<b>National</b>	<b>661</b>	<b>439</b>	<b>322</b>	<b>117</b>	<b>73,4%</b>	<b>903</b>	<b>605</b>	<b>403</b>	<b>202</b>	<b>66,6%</b>	<b>63</b>	<b>85</b>	<b>63</b>	<b>22</b>	<b>74,1%</b>
<b>Métropole</b>	<b>653</b>	<b>437</b>	<b>320</b>	<b>117</b>	<b>73,2%</b>	<b>886</b>	<b>593</b>	<b>399</b>	<b>194</b>	<b>67,3%</b>	<b>63</b>	<b>84</b>	<b>62</b>	<b>22</b>	<b>73,8%</b>
Amiens	2	1	1	---	100,0%	11	2	1	1	50,0%	2	---	---	---	---
Bastia	1	---	---	---	---	1	1	1	---	100,0%	---	---	---	---	---
Besançon	2	---	---	---	---	4	---	---	---	---	1	---	---	---	---
Bordeaux	20	10	4	6	40,0%	20	15	9	6	60,0%	---	---	---	---	---
Caen	7	5	3	2	60,0%	9	7	3	4	42,9%	---	1	1	---	100,0%
Cergy-Pontoise	5	3	1	2	33,3%	2	1	1	---	100,0%	1	---	---	---	---
Châlons en Champagne	---	---	---	---	---	5	---	---	---	---	---	---	---	---	---
Clermont-Ferrand	6	2	---	2	---	35	10	7	3	70,0%	3	1	1	---	100,0%
Dijon	3	---	---	---	---	5	3	1	2	33,3%	---	1	1	---	100,0%
Grenoble	34	7	3	4	42,9%	48	27	24	3	88,9%	3	1	1	---	100,0%
Lille	2	2	2	---	100,0%	52	16	5	11	31,3%	7	7	5	2	71,4%
Limoges	5	3	2	1	66,7%	5	7	4	3	57,1%	---	---	---	---	---
Lyon	277	259	247	12	95,4%	193	201	185	16	92,0%	1	43	42	1	97,7%
Marseille	6	2	2	---	100,0%	52	5	1	4	20,0%	2	---	---	---	---
Melun	9	3	1	2	33,3%	19	16	10	6	62,5%	2	5	4	1	80,0%
Montpellier	107	60	10	50	16,7%	63	61	18	43	29,5%	5	6	2	4	33,3%
Montreuil	8	2	1	1	50,0%	16	12	2	10	16,7%	---	---	---	---	---
Nancy	4	3	---	3	---	29	7	1	6	14,3%	---	---	---	---	---
Nantes	6	1	---	1	---	19	8	5	3	62,5%	---	1	---	1	---
Nice	1	---	---	---	---	10	4	3	1	75,0%	---	---	---	---	---
Nîmes	3	1	---	1	---	19	11	7	4	63,6%	---	1	---	1	---
Orléans	5	2	---	2	---	4	3	---	3	---	---	---	---	---	---
Paris	23	9	7	2	77,8%	24	21	11	10	52,4%	1	---	---	---	---
Pau	28	23	20	3	87,0%	1	3	---	3	---	---	---	---	---	---
Poitiers	23	15	8	7	53,3%	24	24	11	13	45,8%	4	2	---	2	---
Rennes	4	4	---	4	---	13	4	---	4	---	2	1	---	1	---
Rouen	6	3	---	3	---	18	1	---	1	---	---	---	---	---	---
Strasbourg	41	14	7	7	50,0%	129	75	49	26	65,3%	27	14	5	9	35,7%
Toulon	5	1	---	1	---	9	5	4	1	80,0%	1	---	---	---	---
Toulouse	---	---	---	---	---	13	4	2	2	50,0%	1	---	---	---	---
Versailles	10	2	1	1	50,0%	34	39	34	5	87,2%	---	---	---	---	---
<b>Outre - mer</b>	<b>8</b>	<b>2</b>	<b>2</b>	<b>---</b>	<b>100,0%</b>	<b>17</b>	<b>12</b>	<b>4</b>	<b>8</b>	<b>33,3%</b>	<b>---</b>	<b>1</b>	<b>1</b>	<b>---</b>	<b>100,0%</b>
Guadeloupe	1	1	1	---	100,0%	6	5	2	3	40,0%	---	---	---	---	---
Guyane	---	---	---	---	---	5	1	---	1	---	---	---	---	---	---
Martinique	1	---	---	---	---	---	1	---	1	---	---	---	---	---	---
Mayotte	---	---	---	---	---	---	---	---	---	---	---	---	---	---	---
Nouvelle Calédonie	4	1	1	---	100,0%	4	5	2	3	40,0%	---	1	1	---	100,0%
Polynésie française	---	---	---	---	---	---	---	---	---	---	---	---	---	---	---
Saint-Barthélemy	---	---	---	---	---	---	---	---	---	---	---	---	---	---	---
La Réunion	2	---	---	---	---	2	---	---	---	---	---	---	---	---	---
Saint-Martin	---	---	---	---	---	---	---	---	---	---	---	---	---	---	---

TA - Médiations à la demande du juge par matières															
	2018					2019					décembre 2019				
	Enregistrement	Médiations terminées	Sens de la médiation			Enregistrement	Médiations terminées	Sens de la médiation			Enregistrement	Médiations terminées	Sens de la médiation		
			Accord	Non-aboutie	Taux d'accord			Accord	Non-aboutie	Taux d'accord			Accord	Non-aboutie	Taux d'accord
<b>TOTAL</b>	<b>661</b>	<b>439</b>	<b>322</b>	<b>117</b>	<b>73,4%</b>	<b>903</b>	<b>605</b>	<b>403</b>	<b>202</b>	<b>66,6%</b>	<b>63</b>	<b>85</b>	<b>63</b>	<b>22</b>	<b>74,1%</b>
01 AGRICULTURE	3	3	---	3	---	2	---	---	---	---	---	---	---	---	---
02 AIDE SOCIALE	3	1	---	1	---	4	3	1	2	33,3%	---	---	---	---	---
03 ARMEES	---	---	---	---	---	2	1	1	---	100,0%	---	---	---	---	---
04 COLLECTIVITES TERRITORIALES	19	11	5	6	45,5%	54	16	4	12	25,0%	7	1	---	1	---
05 COMPTABILITE PUBLIQUE	---	---	---	---	---	---	---	---	---	---	---	---	---	---	---
06 CONTENTIEUX FISCAL	2	---	---	---	---	4	5	4	1	80,0%	---	---	---	---	---
07 CULTURE	---	---	---	---	---	---	---	---	---	---	---	---	---	---	---
08 DECORATIONS	---	---	---	---	---	---	---	---	---	---	---	---	---	---	---
09 DOMAINE - VOIRIE	25	10	2	8	20,0%	34	22	12	10	54,6%	4	3	2	1	66,7%
10 DROITS PERSONNES ET LIB PUBLIQ	1	---	---	---	---	5	2	2	---	100,0%	1	---	---	---	---
11 ECONOMIE	---	---	---	---	---	---	---	---	---	---	---	---	---	---	---
12 EDUCATION - RECHERCHE	6	3	---	3	---	14	8	5	3	62,5%	2	---	---	---	---
13 ELECTIONS	---	---	---	---	---	---	---	---	---	---	---	---	---	---	---
14 ENVIRONNEMENT	1	1	---	1	---	4	---	---	---	---	---	---	---	---	---
15 ETABLISSEMENTS PUBLICS	1	---	---	---	---	1	2	2	---	100,0%	---	---	---	---	---
16 ETRANGERS	---	---	---	---	---	1	1	1	---	100,0%	---	1	1	---	100,0%
17 EXPROPRIATION	1	1	---	1	---	2	---	---	---	---	---	---	---	---	---
18 FONCTIONNAIRES & AGENT PUBLICS	121	57	15	42	26,3%	209	133	57	76	42,9%	15	11	6	5	54,6%
19 JURIDICTIONS	---	---	---	---	---	---	---	---	---	---	---	---	---	---	---
20 LOGEMENT	23	22	20	2	90,9%	1	---	---	---	---	---	---	---	---	---
21 MARCHES & CONTRATS	46	13	5	8	38,5%	148	72	42	30	58,3%	14	11	6	5	54,6%
22 PENSIONS	3	---	---	---	---	1	2	1	1	50,0%	---	---	---	---	---
23 POLICE	18	7	4	3	57,1%	28	16	13	3	81,3%	2	---	---	---	---
24 POSTES ET TELECOMMUNICATIONS	---	---	---	---	---	---	---	---	---	---	---	---	---	---	---
25 PROFESSIONS	1	---	---	---	---	6	1	1	---	100,0%	---	---	---	---	---
26 RADIODIFFUSION ET TELEVISION	---	---	---	---	---	---	---	---	---	---	---	---	---	---	---
27 RAPATRIES	---	---	---	---	---	---	---	---	---	---	---	---	---	---	---
28 SANTE PUBLIQUE	270	254	252	2	99,2%	172	181	175	6	96,7%	---	41	41	---	100,0%
29 SECURITE SOCIALE & MUTUELLES	4	---	---	---	---	17	21	21	---	100,0%	---	---	---	---	---
30 SPORTS	1	---	---	---	---	3	---	---	---	---	---	---	---	---	---
31 TRANSPORTS	---	---	---	---	---	2	---	---	---	---	---	---	---	---	---
32 TRAVAIL	---	---	---	---	---	2	---	---	---	---	2	---	---	---	---
33 TRAVAUX PUBLICS	29	19	7	12	36,8%	58	26	13	13	50,0%	6	5	3	2	60,0%
34 URBANISME & AMENAGEMENT	83	37	12	25	32,4%	128	92	48	44	52,2%	10	12	4	8	33,3%



**Nombre de dossiers pour lesquels un courrier "demande d'accord pour médiation" a été envoyé  
et proposition des médiations enregistrées par rapport aux courriers envoyés**

<b>2018 - 2019 (situation au 31/12/2019)</b>			
<b>TA</b>	<b>Nombre de dossiers pour lesquels un courrier "demande d'accord pour la médiation" a été envoyé</b>	<b>Médiations enregistrées à la demande du juge</b>	<b>% des médiations à l'initiative du juge par rapport aux dossiers qui ont fait l'objet d'une demande d'accord</b>
<b>National TA</b>	<b>3 959</b>	<b>1 564</b>	<b>39,5%</b>
<b>Métropole</b>	<b>3 872</b>	<b>1 539</b>	<b>39,7%</b>
Amiens	113	13	11,5%
Bastia	17	2	11,8%
Besançon	39	6	15,4%
Bordeaux	181	40	22,1%
Caen	66	16	24,2%
Cergy-Pontoise	70	7	10,0%
Châlons en Champagne	30	5	16,7%
Clermont-Ferrand	118	41	34,7%
Dijon	55	8	14,5%
Grenoble	204	82	40,2%
Lille	250	54	21,6%
Limoges	71	10	14,1%
Lyon	166	470	283,1%
Marseille	122	58	47,5%
Melun	129	28	21,7%
Montpellier	316	170	53,8%
Montreuil	126	24	19,0%
Nancy	55	33	60,0%
Nantes	174	25	14,4%
Nice	128	11	8,6%
Nîmes	102	22	21,6%
Orléans	62	9	14,5%
Paris	193	47	24,4%
Pau	58	29	50,0%
Poitiers	161	47	29,2%
Rennes	48	17	35,4%
Rouen	105	24	22,9%
Strasbourg	508	170	33,5%
Toulon	78	14	17,9%
Toulouse	79	13	16,5%
Versailles	48	44	91,7%
<b>Outre - mer</b>	<b>87</b>	<b>25</b>	<b>28,7%</b>
Guadeloupe	19	7	36,8%
Guyane	29	5	17,2%
Martinique	10	1	10,0%
Mayotte	3	0	0,0%
Nouvelle Calédonie	0	8	-
Polynésie française	6	0	0,0%
Saint-Barthélemy	2	0	0,0%
La Réunion	18	4	22,2%
Saint-Martin	0	0	-

## Médiations à l'initiative du juge et des parties dans les cours administratives d'appel

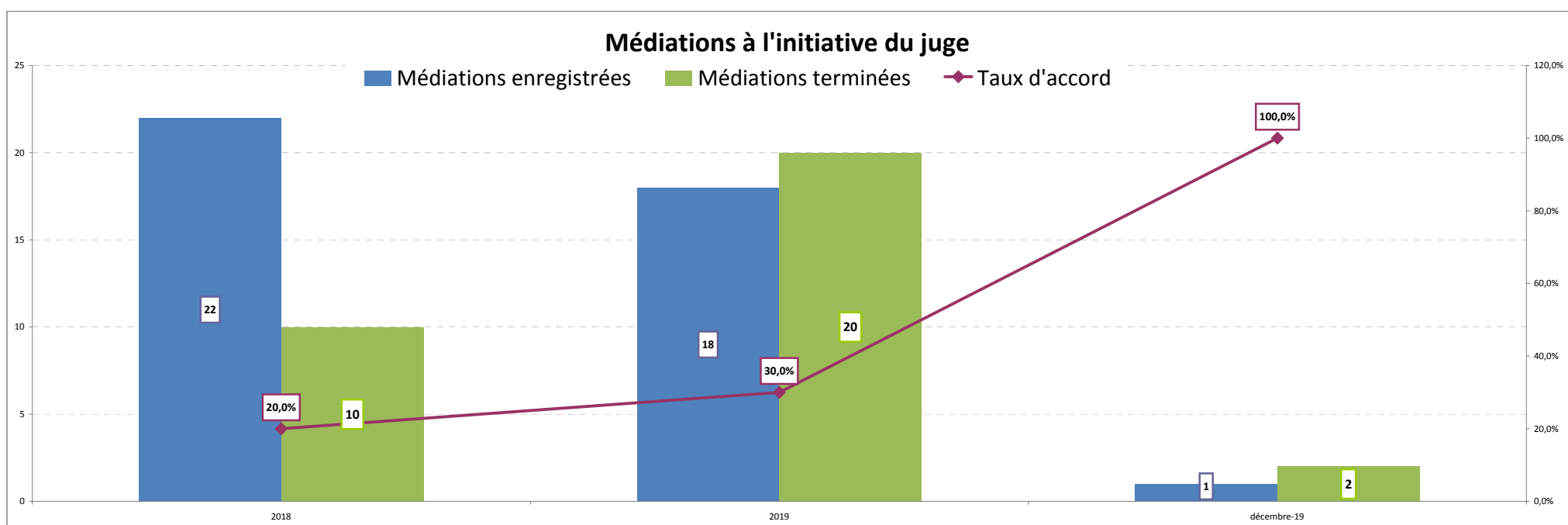
Situation au 31/12/2019

CAA - Médiations à la demande des parties par juridictions															
	2018					2019					décembre 2019				
	Enregistrement	Médiations terminées	Sens de la médiation			Enregistrement	Médiations terminées	Sens de la médiation			Enregistrement	Médiations terminées			
			Accord	Non-aboutie	Taux d'accord			Accord	Non-aboutie	Taux d'accord			Accord	Non-aboutie	Taux d'accord
<b>NATIONAL</b>	0	0	0	0	---	1	0	0	0	---	1	0	0	0	---
COUR ADMINISTRATIVE D'APPEL DE LYON	0	0	0	0	---	0	0	0	0	---	0	0	0	0	---

CAA - Médiations à la demande des parties par matières															
	2018					2019					décembre 2019				
	Enregistrement	Médiations terminées	Sens de la médiation			Enregistrement	Médiations terminées	Sens de la médiation			Enregistrement	Médiations terminées			
			Accord	Non-aboutie	Taux d'accord			Accord	Non-aboutie	Taux d'accord			Accord	Non-aboutie	Taux d'accord
<b>TOTAL</b>	0	0	0	0	---	1	0	0	0	---	1	0	0	0	---
33 - TRAVAUX PUBLICS	0	0	0	0	---	0	0	0	0	---	0	0	0	0	---

CAA - Médiations à l'initiative du juge par juridictions															
	2018					2019					décembre 2019				
	Enregistrement	Médiations terminées	Sens de la médiation			Enregistrement	Médiations terminées	Sens de la médiation			Enregistrement	Médiations terminées			
			Accord	Non-aboutie	Taux d'accord			Accord	Non-aboutie	Taux d'accord			Accord	Non-aboutie	Taux d'accord
<b>NATIONAL</b>	22	10	2	8	20,0%	18	20	6	14	30,0%	1	2	2	0	100,0%
COUR ADMINISTRATIVE D'APPEL DE BORDEAUX	5	2	0	2	0,0%	4	6	0	6	0,0%	0	0	0	0	---
COUR ADMINISTRATIVE D'APPEL DE DOUAI	1	1	0	1	0,0%	6	0	0	0	---	0	0	0	0	---
COUR ADMINISTRATIVE D'APPEL DE MARSEILLE	6	3	0	3	0,0%	3	2	1	1	50,0%	0	0	0	0	---
COUR ADMINISTRATIVE D'APPEL DE NANCY	0	0	0	0	---	0	1	0	1	0,0%	0	0	0	0	---
COUR ADMINISTRATIVE D'APPEL DE NANTES	4	2	1	1	50,0%	3	6	1	5	16,7%	0	0	0	0	---
COUR ADMINISTRATIVE D'APPEL DE PARIS	3	2	1	1	50,0%	1	2	2	0	100,0%	0	1	1	0	100,0%
COUR ADMINISTRATIVE D'APPEL DE VERSAILLES	2	0	0	0	---	0	2	1	1	50,0%	0	0	0	0	---

CAA - Médiations à l'initiative du juge par matières															
	2018					2019					décembre 2019				
	Enregistrement	Médiations terminées	Sens de la médiation			Enregistrement	Médiations terminées	Sens de la médiation			Enregistrement	Médiations terminées			
			Accord	Non-aboutie	Taux d'accord			Accord	Non-aboutie	Taux d'accord			Accord	Non-aboutie	Taux d'accord
<b>TOTAL</b>	22	10	2	8	20,0%	18	20	6	14	30,0%	1	2	2	0	100,0%
04 - COLLECTIVITES TERRITORIALES	0	0	0	0	---	2	1	0	1	0,0%	0	0	0	0	---
09 - DOMAINE - VOIRIE	1	0	0	0	---	0	1	1	0	100,0%	0	0	0	0	---
14 - ENVIRONNEMENT	0	0	0	0	---	1	1	0	1	0,0%	0	0	0	0	---
18 - FONCTIONNAIRES & AGENT PUBLICS	9	1	0	1	0,0%	4	10	2	8	20,0%	0	0	0	0	---
21 - MARCHES & CONTRATS	6	5	1	4	20,0%	3	2	1	1	50,0%	0	1	1	0	100,0%
28 - SANTE PUBLIQUE	1	1	0	1	0,0%	0	0	0	0	---	0	0	0	0	---
33 - TRAVAUX PUBLICS	4	3	1	2	33,3%	6	2	1	1	50,0%	1	1	1	0	100,0%
34 - URBANISME & AMENAGEMENT	1	0	0	0	---	2	3	1	2	33,3%	0	0	0	0	---



**Nombre de dossiers pour lesquels un courrier "demande d'accord pour médiation" a été envoyé  
et proposition des médiations enregistrées par rapport aux courriers envoyés**

**2018 - 2019 (situation au 31/12/2019)**

<b>CAA</b>	<b>Nombre de dossiers pour lesquels un courrier "demande d'accord pour la médiation" a été envoyé</b>	<b>Médiations enregistrées à la demande du juge</b>	<b>% des médiations à l'initiative du juge par rapport aux dossiers qui ont fait l'objet d'une demande d'accord</b>
<b>National CAA</b>	<b>149</b>	<b>40</b>	<b>26,8%</b>
Bordeaux	95	9	9,5%
Douai	33	7	21,2%
Lyon	30	2	6,7%
Marseille	13	9	69,2%
Nancy	9	0	0,0%
Nantes	19	7	36,8%
Paris	16	4	25,0%
Versailles	5	2	40,0%